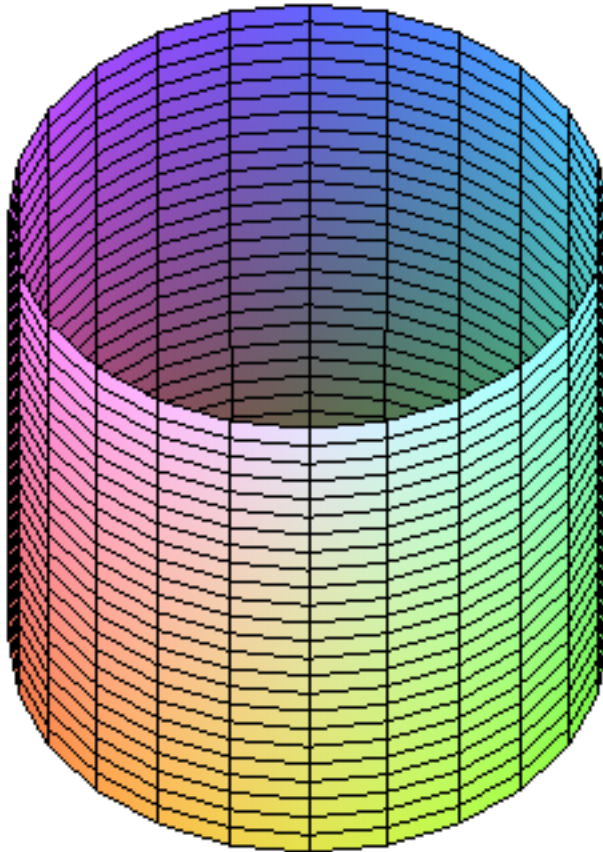

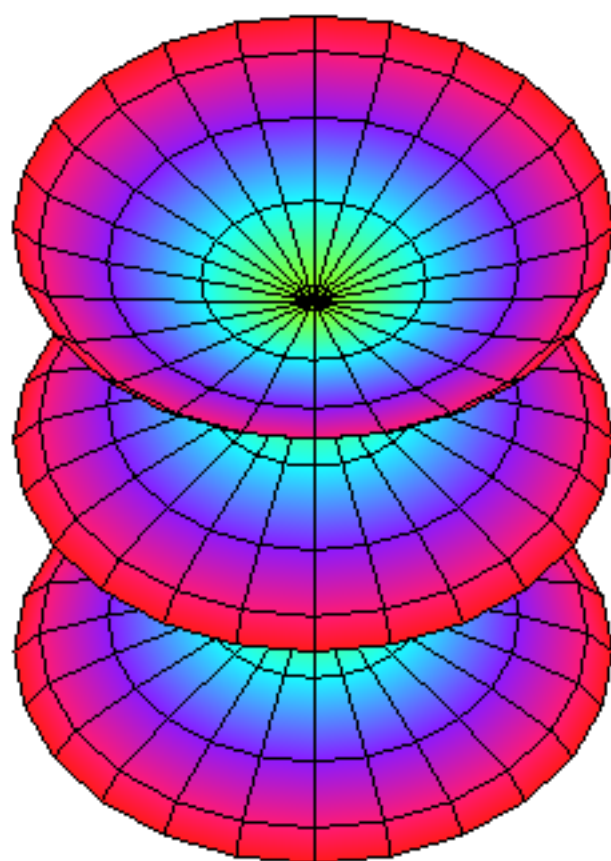


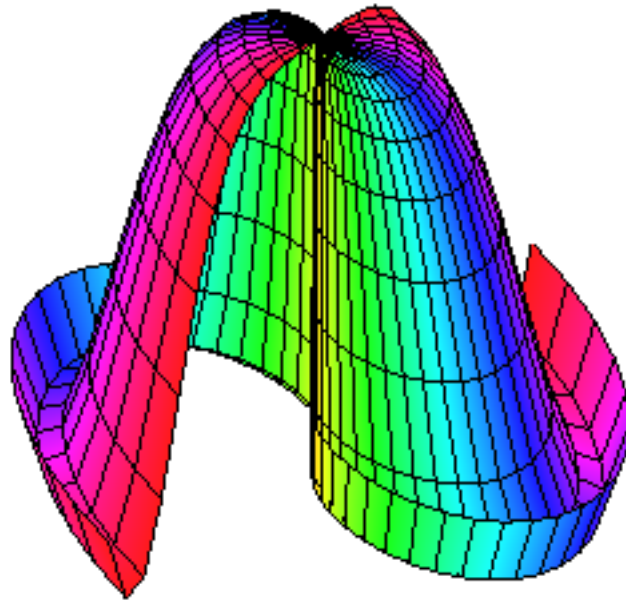
```
> restart;
> with(plots):
> cylinderplot(1,theta=0..2*Pi,z=-1..1);
f := (5*cos(y)^2 -1)/3;
cylinderplot(f, x=0..2*Pi,y=-Pi..Pi,style=PATCH, color = f);
cylinderplot([z*theta,theta,cos(z^2)],theta=0..Pi,z=-2..2, color
= theta);
```



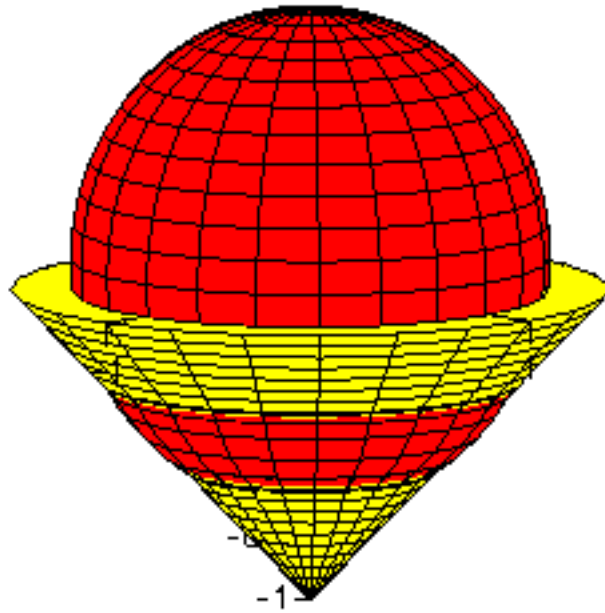


$$f := \frac{5}{3} \cos(y)^2 - \frac{1}{3}$$

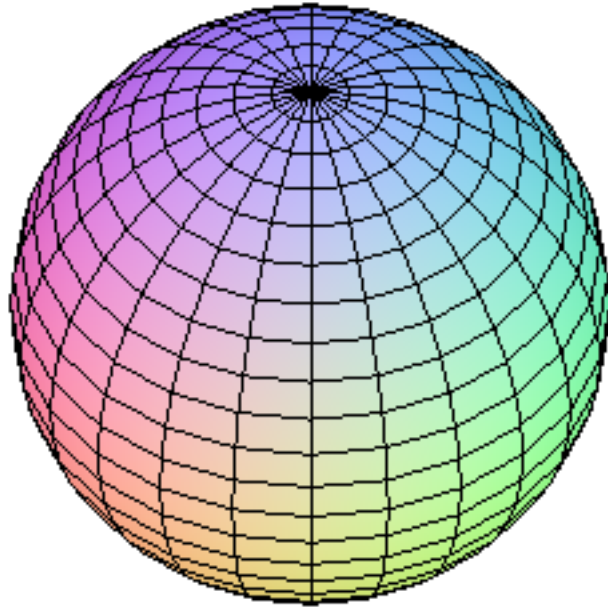


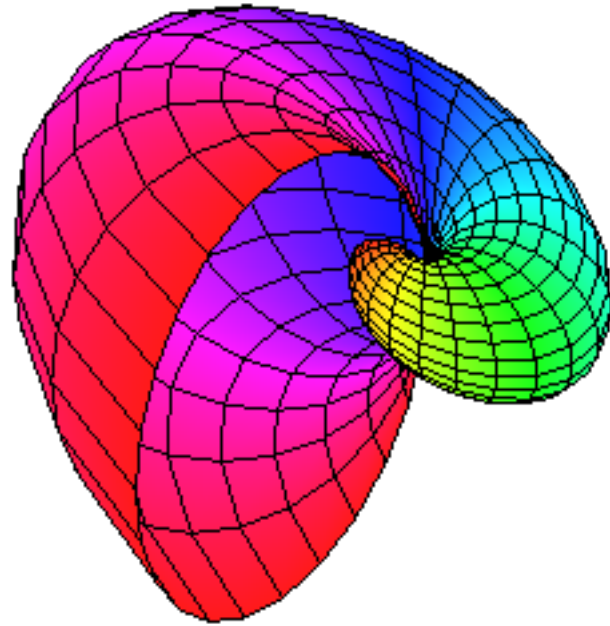


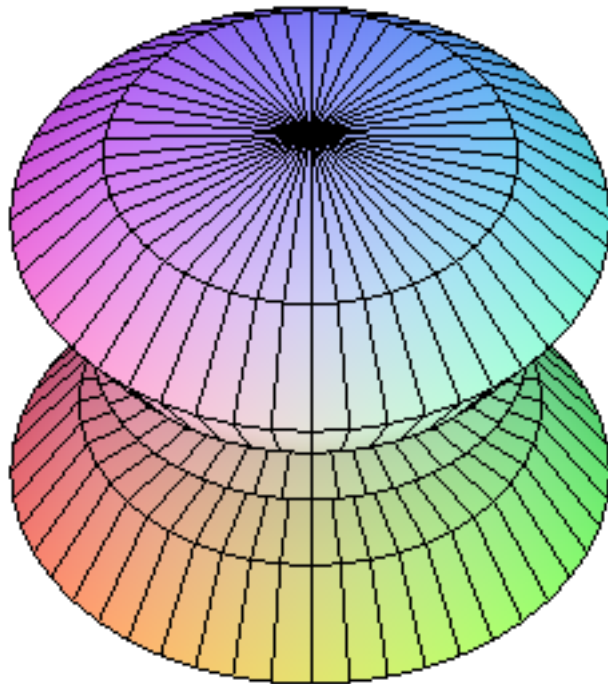
```
> with(plottools):  
> icecream:=cone([0,0,-1],color=yellow), sphere([0,0,0.1],0.8,  
color=red):  
> plots[display](icecream,style=patch,orientation=[128,76]);
```



```
> sphereplot(1,theta=0..2*Pi,phi=0..Pi);  
sphereplot((1.3)^z * sin(theta),z=-1..2*Pi,theta=0..Pi,style=  
patch,color=z);  
sphereplot((5*cos(y)^2 - 1)/2,x=0..Pi,y=-Pi..Pi,style=PATCH);
```



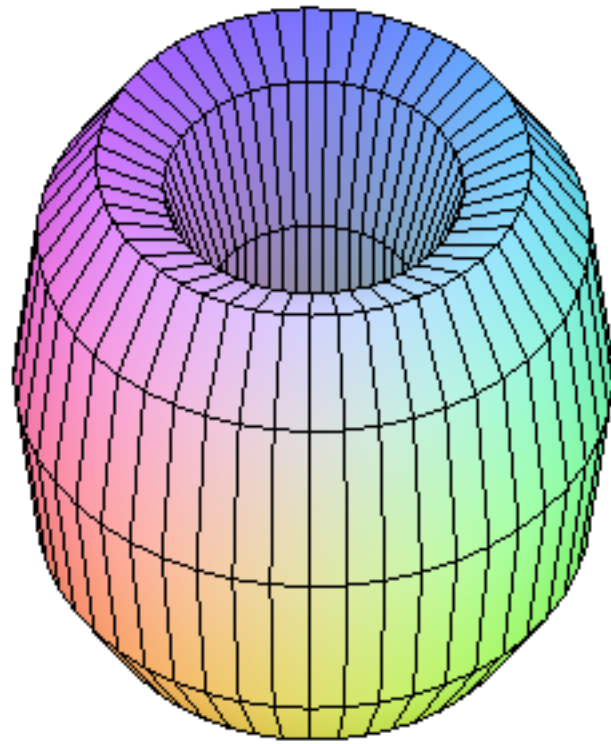


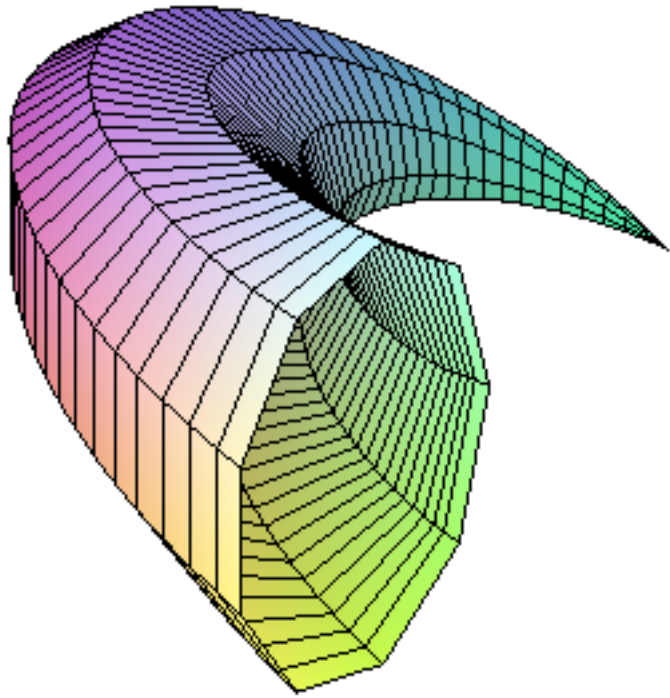


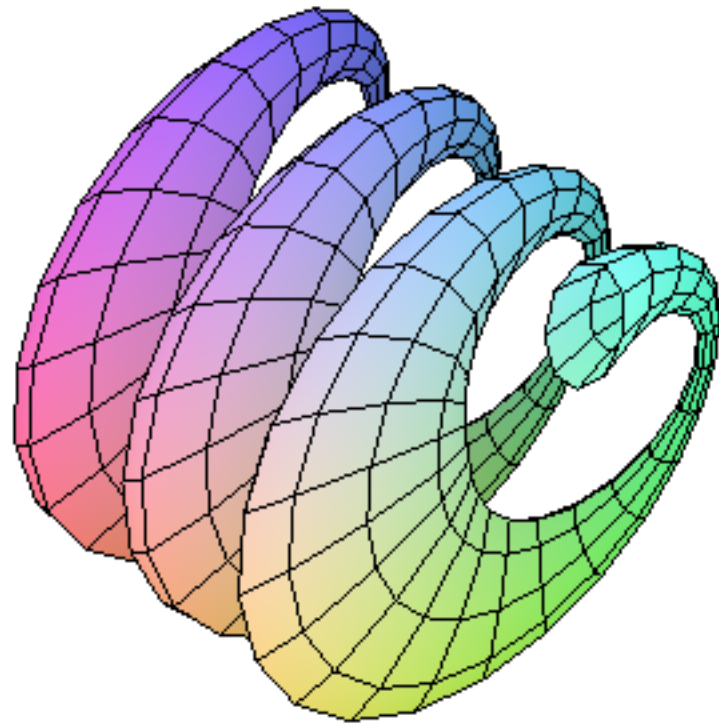
```

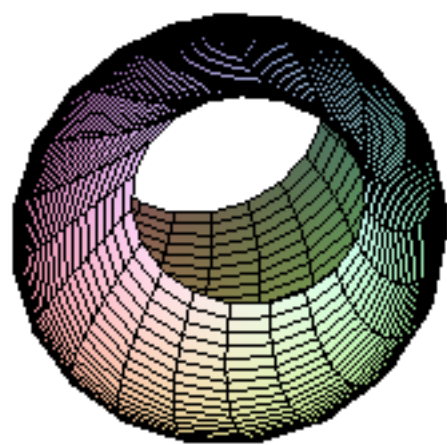
> tubeplot([cos(t),sin(t),0],t=0..2*Pi,radius=0.5);
tubeplot([cos(t),sin(t),0,t=Pi..2*Pi,radius=0.25*(t-Pi)]);
tubeplot([3*sin(t),t,3*cos(t)],t=-3*Pi..4*Pi,radius=1.2+sin(t),
numpoints=80);
tubeplot([sin(t),t,exp(t)],t=-1..1,radius=cos(t),tubepoints=20);
tubeplot( [ -10*cos(t) - 2*cos(5*t) + 15*sin(2*t),
            -15*cos(2*t) + 10*sin(t) - 2*sin(5*t),
            10*cos(3*t) ], t= 0..2*Pi,radius=3*cos(t*Pi/3));


```

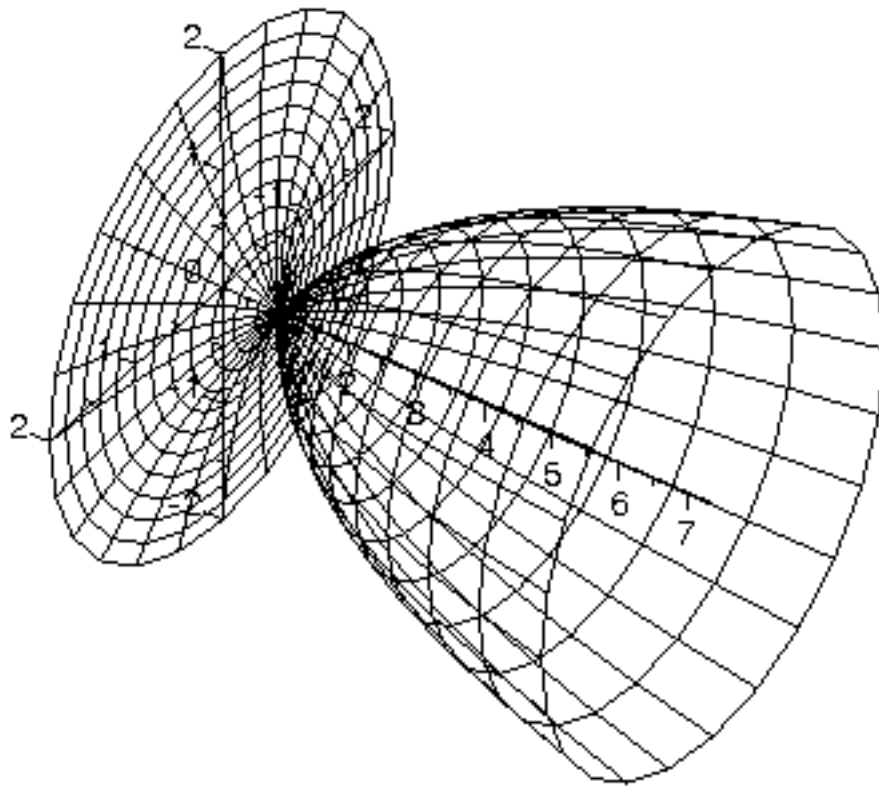




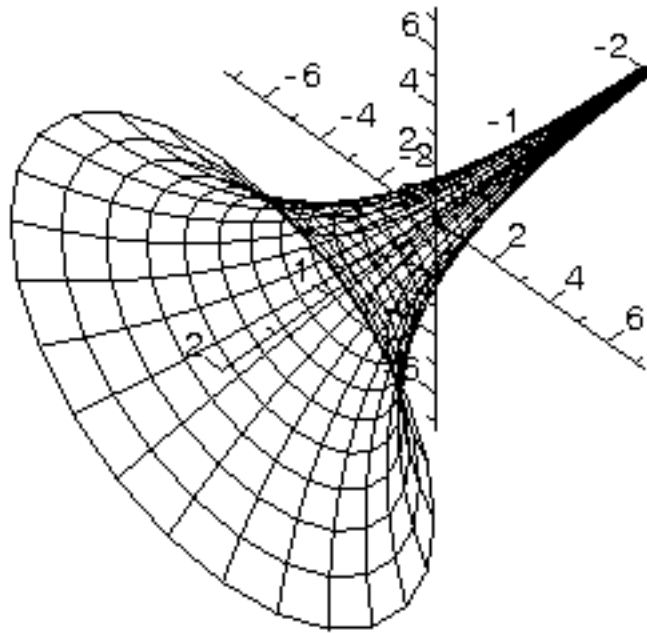




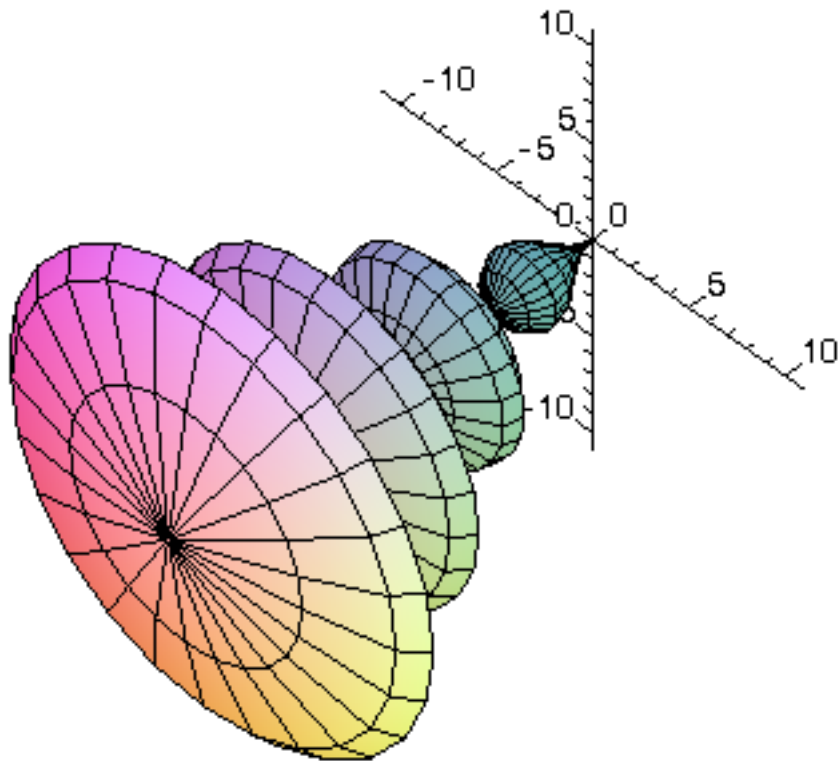
```
> plot3d([x*cos(s),exp(x),x*sin(s)],x=-2..2,s=0..2*Pi, axes=  
normal,style=wireframe,color=black);
```



```
> plot3d([x,exp(x)*cos(s),exp(x)*sin(s)],x=-2..2,s=0..2*Pi, axes=  
normal,style=wireframe,color=black);
```



```
> plot3d([x,x*sin(x)*cos(s),x*sin(x)*sin(s)],x=0..4*Pi,s=0..2*Pi,  
axes=normal);
```



```
> f:=(x,y)->(-x*y^2)/(x^2+y^2);
```

$$f := (x, y) \rightarrow -\frac{xy^2}{x^2 + y^2}$$

```
> f(1/2,1);
```

$$-\frac{2}{5}$$

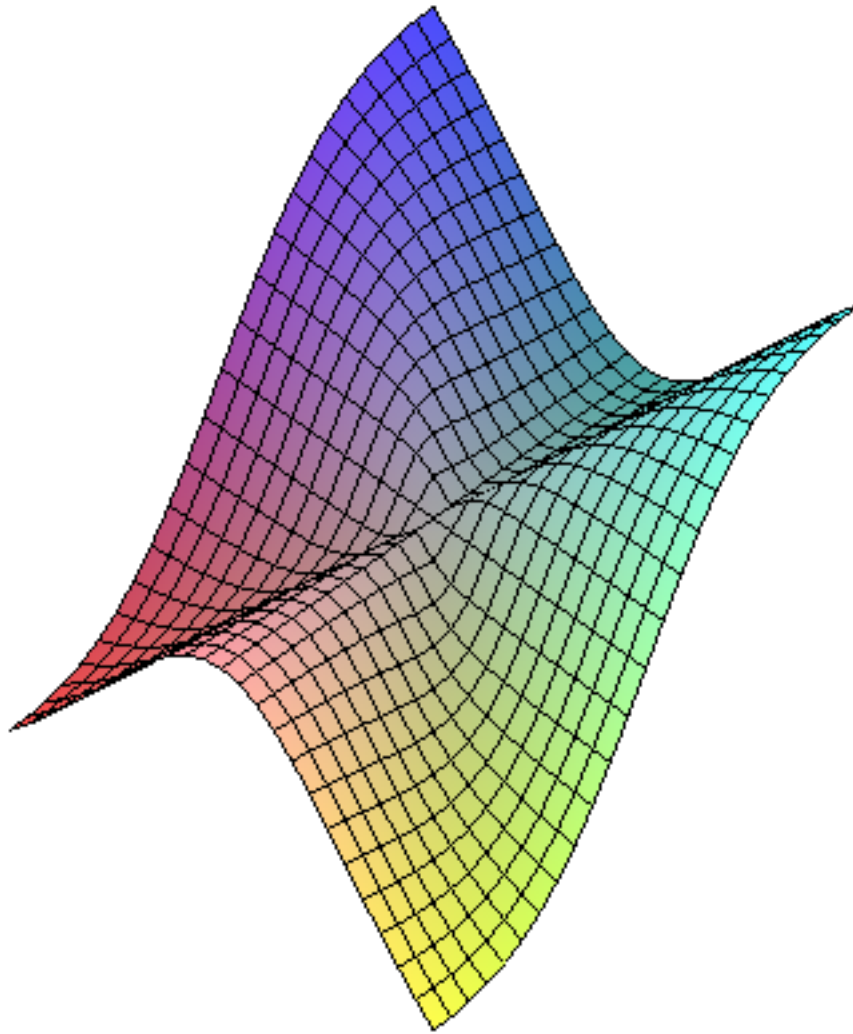
```
> Limit(f(x,y),{x=1/2,y=1})=limit(f(x,y),{x=1/2,y=1});
```

$$\text{Limit}\left(-\frac{xy^2}{x^2 + y^2}, \left\{x = \frac{1}{2}, y = 1\right\}\right) = -\frac{2}{5}$$

```
> Limit(f(x,y),{x=1/2,y=infinity})=limit(f(x,y),{x=1/2,y=infinity});
```

$$\text{Limit}\left(-\frac{xy^2}{x^2 + y^2}, \left\{x = \frac{1}{2}, y = \infty\right\}\right) = -\frac{1}{2}$$

```
> plot3d(f(x,y),x=-0.1..0.1,y=-0.1..0.1);
```

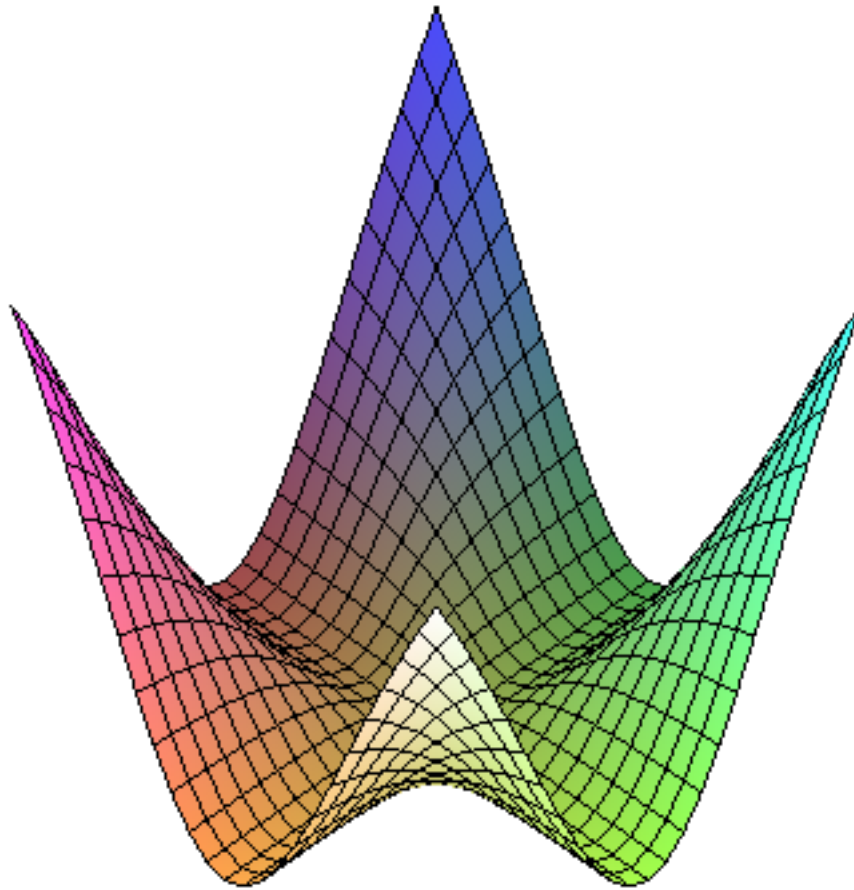
```
> Limit(f(x,m*x),{x=0})=limit(f(x,m*x),{x=0});
```

$$\text{Limit}\left(-\frac{x^3 m^2}{x^2 + m^2 x^2}, \{x=0\}\right) = 0$$

```
> g:=(x,y)->(x^2*y^2)/(x^2+y^2);
```

$$g := (x, y) \rightarrow \frac{x^2 y^2}{x^2 + y^2}$$

```
> plot3d(g(x,y),x=-0.1..0.1,y=-0.1..0.1);
```



> $\text{Limit}(g(x, m \cdot \sqrt{x}), \{x=0\}) = \text{limit}(g(x, m \cdot x), \{x=0\});$

$$\text{Limit}\left(\frac{x^3 m^2}{x^2 + m^2 x}, \{x=0\}\right) = 0$$

> $\text{Diff}(f(x, y), x, y) = \text{diff}(f(x, y), x, y);$

$$\frac{\partial^2}{\partial y \partial x} \left(\frac{x^2 y^2}{x^2 + y^2} \right) = \frac{4xy}{x^2 + y^2} - \frac{4xy^3}{(x^2 + y^2)^2} - \frac{4x^3 y}{(x^2 + y^2)^2} + \frac{8x^3 y^3}{(x^2 + y^2)^3}$$

> $\text{Diff}(f(x, y), x) = \text{diff}(f(x, y), x);$

$$\frac{\partial}{\partial x} \left(\frac{x^2 y^2}{x^2 + y^2} \right) = \frac{2xy^2}{x^2 + y^2} - \frac{2x^3 y^2}{(x^2 + y^2)^2}$$

> $\text{Diff}(f(x, y), x^2) = \text{diff}(f(x, y), x^2);$

$$\frac{\partial^2}{\partial x^2} \left(\frac{x^2 y^2}{x^2 + y^2} \right) = \frac{2y^2}{x^2 + y^2} - \frac{10x^2 y^2}{(x^2 + y^2)^2} + \frac{8x^4 y^2}{(x^2 + y^2)^3}$$

> $D[1, 2](f);$

$$(x, y) \rightarrow \frac{4yx}{x^2+y^2} - \frac{4x^3y}{(x^2+y^2)^2} - \frac{4xy^3}{(x^2+y^2)^2} + \frac{8x^3y^3}{(x^2+y^2)^3}$$

> **D[1\$2](f);**

$$(x, y) \rightarrow \frac{2y^2}{x^2+y^2} - \frac{10x^2y^2}{(x^2+y^2)^2} + \frac{8x^4y^2}{(x^2+y^2)^3}$$

> **D[1](f);**

$$(x, y) \rightarrow \frac{2xy^2}{x^2+y^2} - \frac{2x^3y^2}{(x^2+y^2)^2}$$

> **h:=D[1\$2,2\$3](f);**

$$h := (x, y) \rightarrow -\frac{48y}{(x^2+y^2)^2} + \frac{480x^2y}{(x^2+y^2)^3} - \frac{576x^4y}{(x^2+y^2)^4} + \frac{144y^3}{(x^2+y^2)^3} - \frac{2160x^2y^3}{(x^2+y^2)^4}$$

$$+ \frac{3456x^4y^3}{(x^2+y^2)^5} - \frac{96y^5}{(x^2+y^2)^4} + \frac{1920x^2y^5}{(x^2+y^2)^5} - \frac{3840x^4y^5}{(x^2+y^2)^6}$$

> **h(1,1);**

-3